

This infographic contains **key figures** from the *2023 Joint Report on Multilateral Development Banks' Climate Finance*. For purposes of greater transparency and consistency, 2023 figures report climate finance in all economies where the MDBs operate, with a breakdown by income level.

The report and infographic were prepared by the European Investment Bank, together with the African Development Bank, the Asian Development Bank, the Asian Infrastructure Investment Bank, the Council of Europe Development Bank, the European Bank for Reconstruction and Development, the Inter-American Development Bank Group, the Islamic Development Bank, the New Development Bank and the World Bank Group.



EUROPEAN INVESTMENT BANK
98-100 BOULEVARD KONRAD ADENAUER
L-2950 LUXEMBOURG

www.eib.org

Detailed information on MDBs' climate finance in 2023 is available at www.eib.org/mdbs-climate-finance

KEY FIGURES

In 2023, the multilateral development Banks (MDBs) listed below committed a total of **\$ 74.686 billion** to low- and middle-income economies, and **\$ 50.283 billion** to high-income economies.

CLIMATE FINANCE COMMITMENTS BY MDB

African Development Bank

For low- and middle-income economies **\$ 5 838 million**
For high-income economies **\$ 11 million**

Asian Development Bank

For low- and middle-income economies **\$ 10 745 million**
For high-income economies **\$ 1 million**

Asian Infrastructure Investment Bank

For low- and middle-income economies **\$ 3 230 million**
For high-income economies **\$ 204 million**

Council of Europe Development Bank

For low- and middle-income economies **\$ 10 million**
For high-income economies **\$ 954 million**

European Bank for Reconstruction and Development

For low- and middle-income economies **\$ 4 604 million**
For high-income economies **\$ 2 860 million**

European Investment Bank

For low- and middle-income economies **\$ 3 963 million**
For high-income economies **\$ 42 108 million**

Inter-American Development Bank Group

For low- and middle-income economies **\$ 5 870 million***
For high-income economies **\$ 1 677 million***

Islamic Development Bank

For low- and middle-income economies **\$ 2 048 million**
For high-income economies **\$ 50 million**

New Development Bank

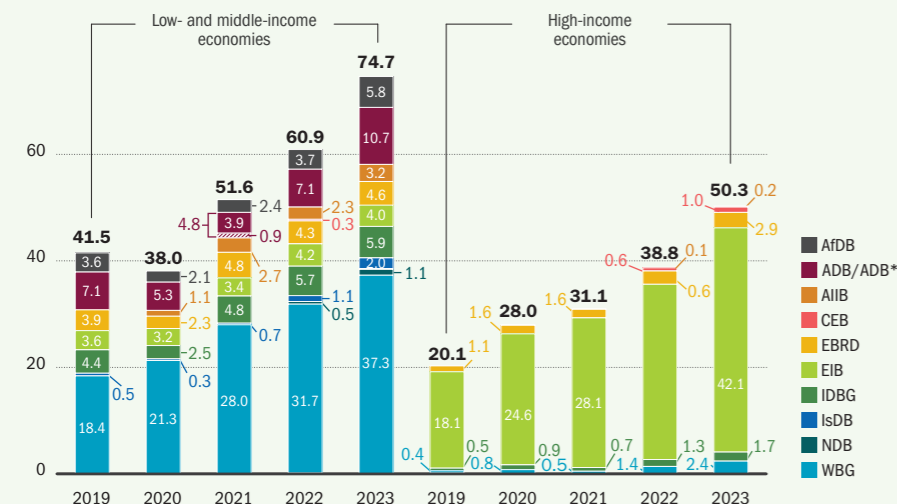
For low- and middle-income economies **\$ 1 107 million**
For high-income economies **\$ -**

World Bank Group

For low- and middle-income economies **\$ 37 284 million***
For high-income economies **\$ 2 417 million***

* IDBG in LMIC: \$5 870 million (IDB: 4,762; IDB Invest: 1,085; IDB Lab: 23)
IDBG in HIC: \$1 677 million (IDB: 1,301; IDB Invest: 373; IDB Lab: 3)
WBG in LMIC: \$37,284 million (IBRD/IDA: 29,688; IFC: 6,065; MIGA: 1,531)
WBG in HIC: \$2 417 million (IBRD/IDA: 853; IFC: 1,563; MIGA: N/A)

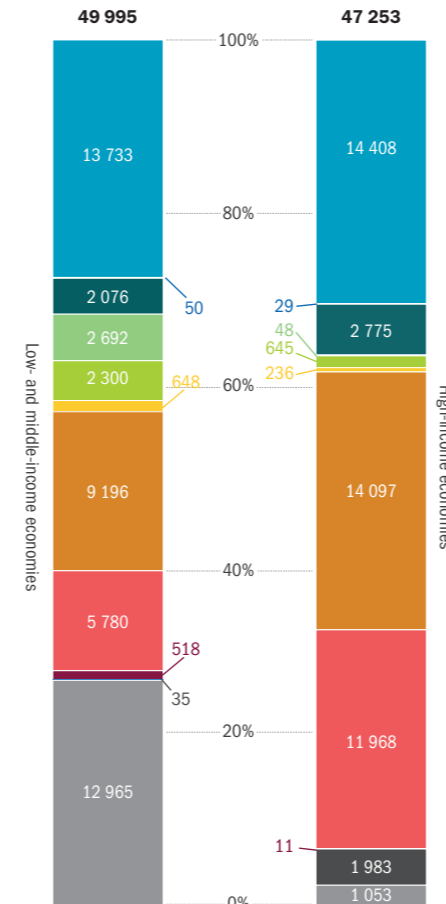
MDB CLIMATE FINANCE (IN \$ BILLION)



CLIMATE FINANCE COMMITMENTS BY ACTIVITY (IN \$ MILLION)

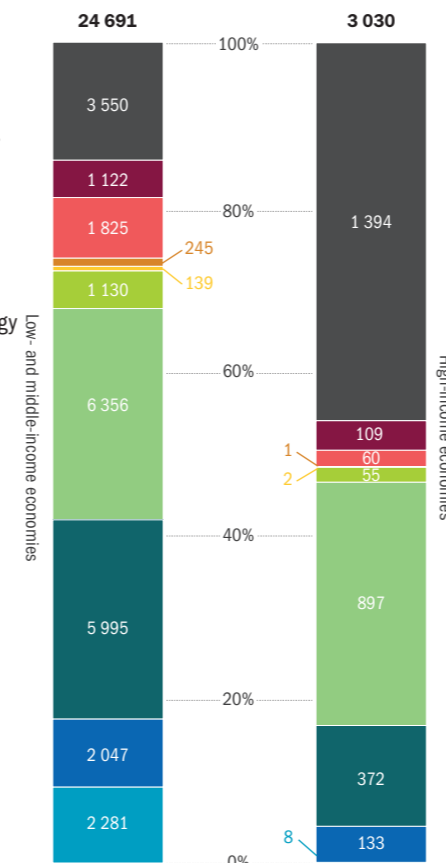
MITIGATION FINANCE

- Energy **\$ 28 142 million**
- Mining and metal production for climate action **\$ 79 million**
- Manufacturing **\$ 4 851 million**
- Agriculture, forestry, land use and fisheries **\$ 2 741 million**
- Water supply and wastewater **\$ 2 945 million**
- Solid waste management **\$ 884 million**
- Transport **\$ 23 294 million**
- Buildings, public installations and end-use energy efficiency **\$ 17 748 million**
- Information and communications technology (ICT) and digital technologies **\$ 529 million**
- Research, Development and Innovation **\$ 2 018 million**
- Cross-sectoral activities **\$ 14 018 million**



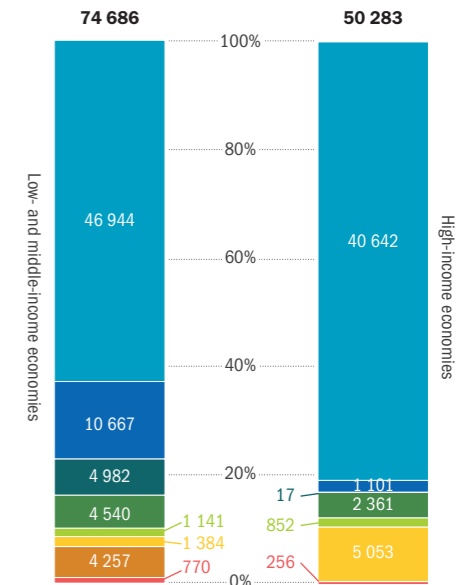
ADAPTATION FINANCE

- Water and wastewater systems **\$ 4 945 million**
- Other agricultural and ecological resources **\$ 1 231 million**
- Institutional capacity support or technical assistance **\$ 1 884 million**
- Information and communications technology **\$ 246 million**
- Industry, manufacturing and trade **\$ 141 million**
- Financial services **\$ 1 184 million**
- Energy, transport and other built environment and infrastructure **\$ 7 254 million**
- Cross-cutting sectors **\$ 6 367 million**
- Crop and food production **\$ 2 179 million**
- Coastal and riverine infrastructure **\$ 2 289 million**



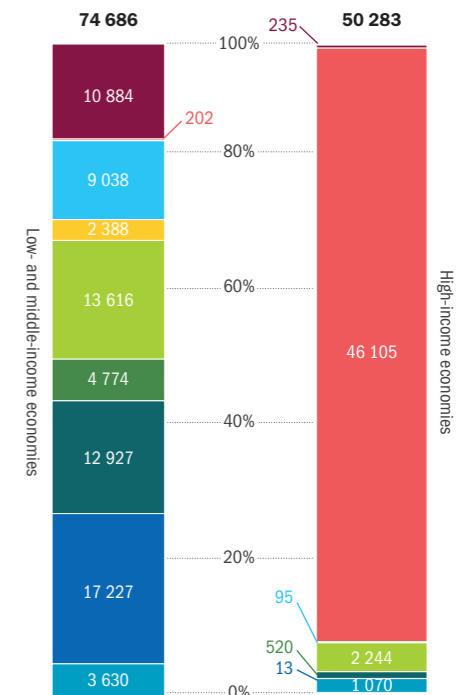
TOTAL MDB CLIMATE FINANCE BY INSTRUMENT (IN \$ MILLION)

- Investment loan **\$ 87 586 million**
- Policy-based financing **\$ 11 768 million**
- Grant **\$ 4 999 million**
- Guarantee **\$ 6 901 million**
- Equity **\$ 1 993 million**
- Line of credit **\$ 6 437 million**
- Results-based financing **\$ 4 257 million**
- Other instruments **\$ 1 027 million**

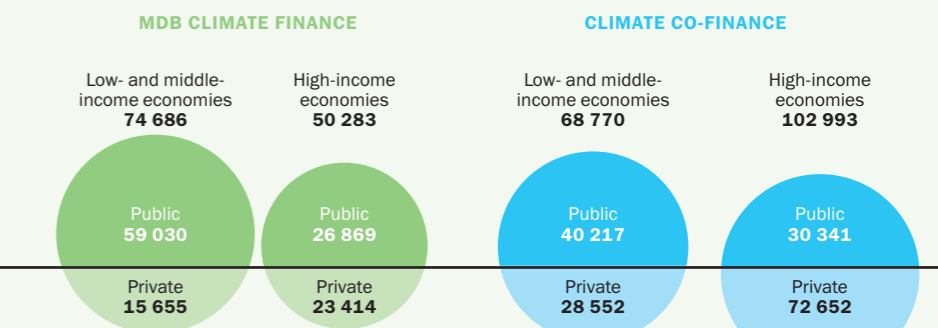


TOTAL MDB CLIMATE FINANCE BY REGION (IN \$ MILLION)

- East Asia and the Pacific **\$ 11 120 million**
- Europe: EU **\$ 46 307 million**
- Europe: Non-EU **\$ 9 133 million**
- Central Asia **\$ 2 388 million**
- Latin America and the Caribbean **\$ 15 859 million**
- Middle East and North Africa **\$ 5 294 million**
- South Asia **\$ 12 927 million**
- Sub-Saharan Africa **\$ 17 241 million**
- Multi-regional **\$ 4 700 million**



MDB CLIMATE FINANCE AND CO-FINANCE** (IN \$ MILLION)



** Geographical distribution of climate finance and co-finance is determined by project location.